

UNITED STATES BANKRUPTCY COURT
Western District of Tennessee
PETITIONS FILED FOR TWELVE MONTH PERIODS
BY DIVISIONS

| Jul 1, 2021 - Jun 30, 2022 | | | |
|-----------------------------------|----------------|----------------|---------------|
| | Memphis | Jackson | Totals |
| Chapter 7 | 1,079 | 361 | 1,440 |
| Chapter 11 | 10 | 5 | 15 |
| Chapter 12 | 0 | 0 | 0 |
| Chapter 13 | 3,706 | 915 | 4,621 |
| Totals: | 4,795 | 1,281 | 6,076 |

| Jul 1, 2020 - Jun 30, 2021 | | | |
|-----------------------------------|----------------|----------------|---------------|
| | Memphis | Jackson | Totals |
| Chapter 7 | 1,464 | 502 | 1,966 |
| Chapter 11 | 10 | 6 | 16 |
| Chapter 12 | 0 | 0 | 0 |
| Chapter 13 | 3,176 | 709 | 3,885 |
| Totals: | 4,650 | 1,217 | 5,867 |

| Jul 1, 2019 - Jun 30, 2020 | | | |
|-----------------------------------|----------------|----------------|---------------|
| | Memphis | Jackson | Totals |
| Chapter 7 | 2,214 | 779 | 2,993 |
| Chapter 11 | 13 | 4 | 17 |
| Chapter 12 | 0 | 0 | 0 |
| Chapter 13 | 6,294 | 1,492 | 7,786 |
| Totals: | 8,521 | 2,275 | 10,796 |

| Jul 1, 2018 - Jun 30, 2019 | | | |
|-----------------------------------|----------------|----------------|---------------|
| | Memphis | Jackson | Totals |
| Chapter 7 | 2,504 | 878 | 3,382 |
| Chapter 11 | 13 | 6 | 19 |
| Chapter 12 | 0 | 1 | 1 |
| Chapter 13 | 7,801 | 1,937 | 9,738 |
| Totals: | 10,318 | 2,822 | 13,140 |

| 2022 Over 2021 | | | |
|-----------------------|----------------|----------------|----------------|
| | Memphis | Jackson | Total % |
| Chapter 7 | (385) | (141) | -26.75% |
| Chapter 11 | 0 | (1) | -6.25% |
| Chapter 12 | 0 | 0 | 0.00% |
| Chapter 13 | 530 | 206 | 18.94% |
| Totals: | 145 | 64 | 3.56% |

| 2022 Over 2021 | | |
|-----------------------|----------------|----------------|
| | Jackson | Total % |
| Chapter 7 | (141) | -28.09% |
| Chapter 11 | (1) | -16.67% |
| Chapter 12 | 0 | 0.00% |
| Chapter 13 | 206 | 29.06% |
| Totals: | 64 | 5.26% |

| % of Filings by Chap. By Div. Chapter % of | | | |
|---|----------------|----------------|----------------------|
| | Memphis | Jackson | Total Filings |
| Chapter 7 | 75% | 25% | 24% |
| Chapter 11 | 67% | 33% | 0% |
| Chapter 12 | 0% | 0% | 0% |
| Chapter 13 | 80% | 20% | 76% |
| Totals: | 79% | 21% | 100% |

| % of Filings by Chap. By Div. Chapter % of | | | |
|---|----------------|----------------|----------------------|
| | Memphis | Jackson | Total Filings |
| Chapter 7 | 74% | 26% | 34% |
| Chapter 11 | 62% | 37% | 0% |
| Chapter 12 | 0% | 0% | 0% |
| Chapter 13 | 82% | 18% | 66% |
| Totals: | 79% | 21% | 100% |

| % of Filings by Chap. By Div. Chapter % of | | | |
|---|----------------|----------------|----------------------|
| | Memphis | Jackson | Total Filings |
| Chapter 7 | 74% | 26% | 28% |
| Chapter 11 | 76% | 24% | 0% |
| Chapter 12 | 0% | 0% | 0% |
| Chapter 13 | 81% | 19% | 72% |
| Totals: | 79% | 21% | 100% |

| % of Filings by Chap. By Div. Chapter % of | | | |
|---|----------------|----------------|----------------------|
| | Memphis | Jackson | Total Filings |
| Chapter 7 | 74% | 26% | 26% |
| Chapter 11 | 68% | 32% | 0% |
| Chapter 12 | 0% | 100% | 0% |
| Chapter 13 | 80% | 20% | 74% |
| Totals: | 79% | 21% | 100% |

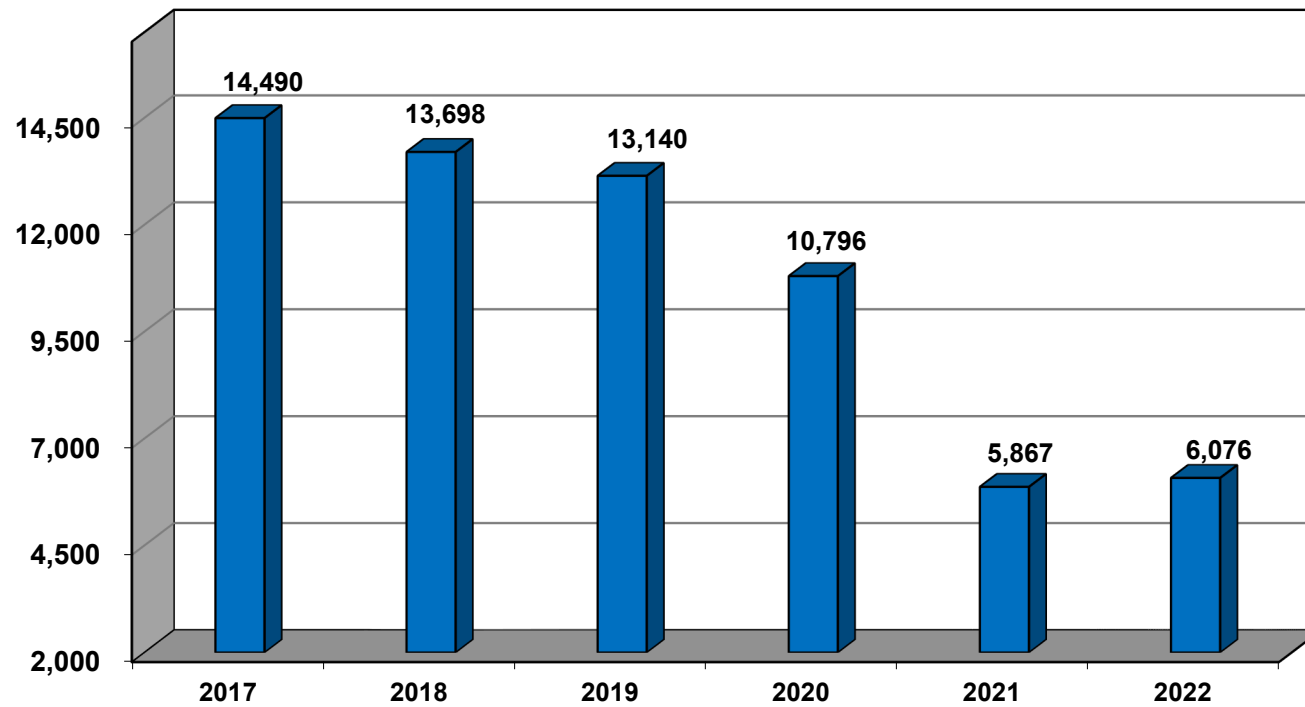
**Overall Change
2022 Over 2021
(Both Divisions)**

3.56%

| 2022 Over 2021 | | |
|-----------------------|----------------|----------------|
| | Memphis | Total % |
| Chapter 7 | (385) | -26.30% |
| Chapter 11 | 0 | 0.00% |
| Chapter 12 | 0 | 0.00% |
| Chapter 13 | 530 | 16.69% |
| Totals: | 145 | 3.12% |

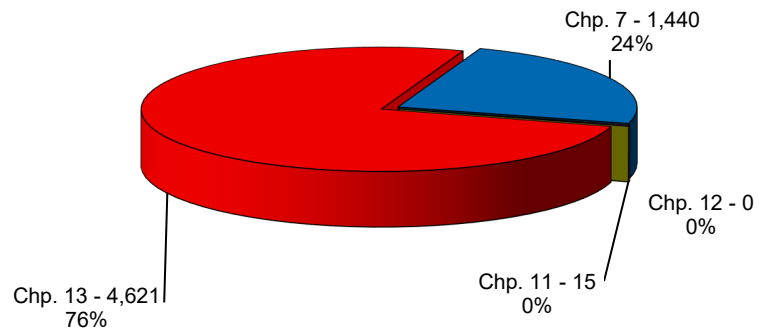
Calculation of percentages are rounded to two places. .745 would be shown as .75 or 75%, and .744 would be displayed as .74 or 74%.

**Total Filings For Western District By Year
12 Month Period Ending Jun 30, 2022
and Prior 12 Month Intervals**

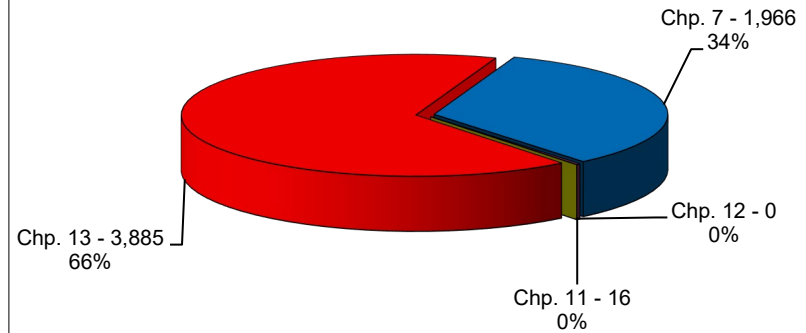


**United States Bankruptcy Court
Western District of Tennessee**

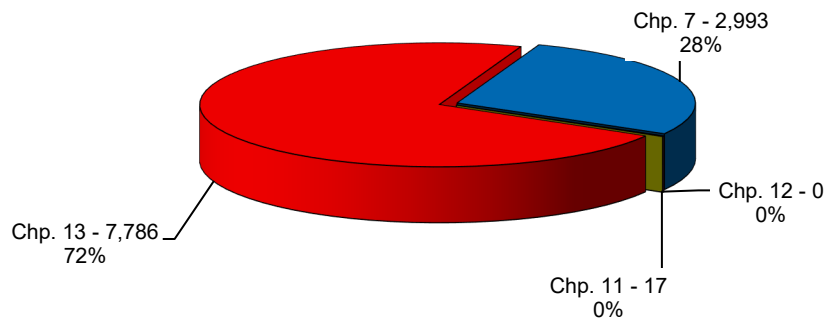
**Bankruptcy Case Filings
Jul 1, 2021 thru Jun 30, 2022**



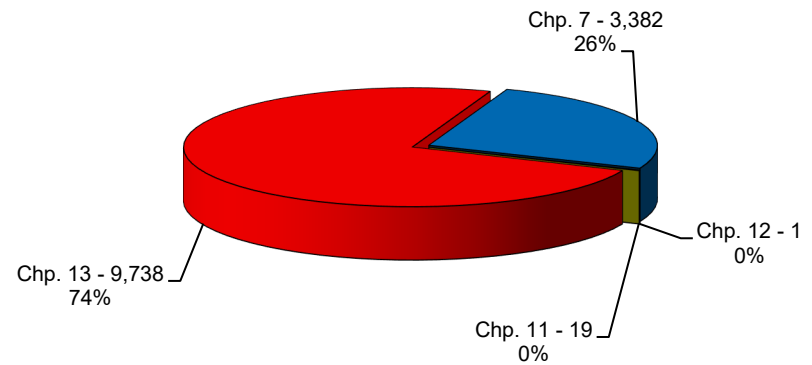
**Bankruptcy Case Filings
Jul 1, 2020 thru Jun 30, 2021**



**Bankruptcy Case Filings
Jul 1, 2019 thru Jun 30, 2020**

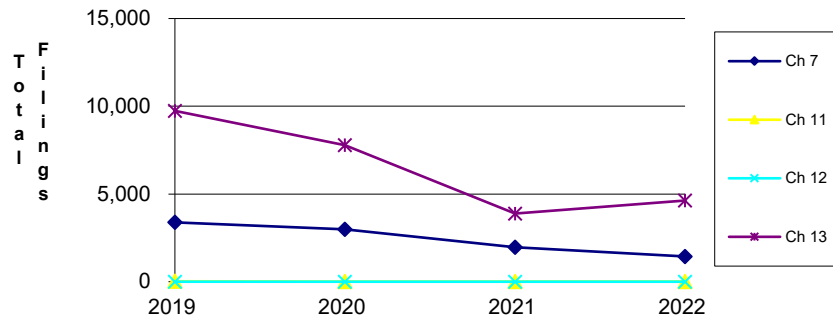


**Bankruptcy Case Filings
Jul 1, 2018 thru Jun 30, 2019**

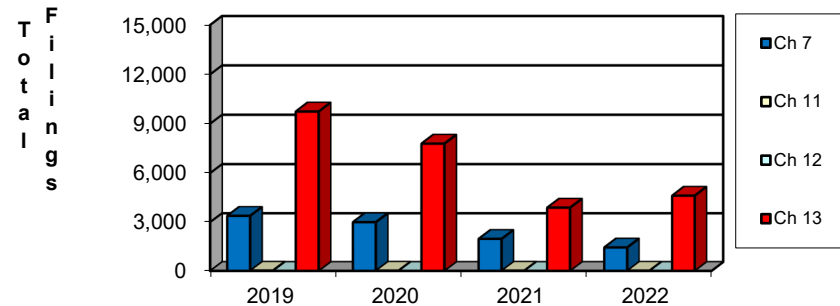


United States Bankruptcy Court Western District of Tennessee

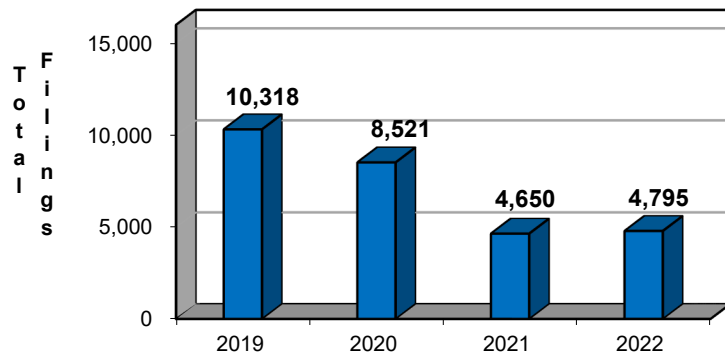
**Bankruptcy Case Filings
Three Year Comparison**



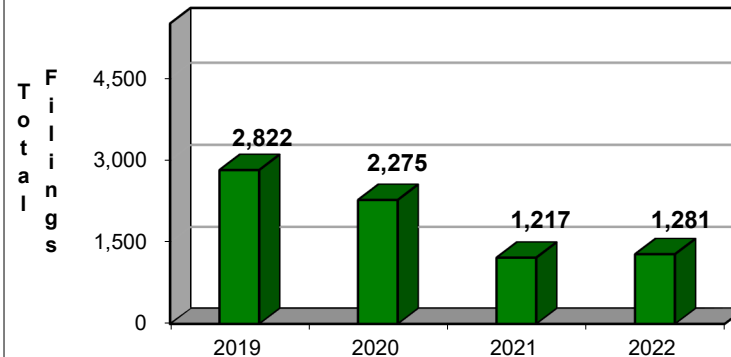
**District Wide Total
By Chapter**



**Total Filings For Western Division By Year
12 Month Period Ending Jun 30, 2022
and Prior 12 Month Intervals**



**Total Filings For Eastern Division By Year
12 Month Period Ending Jun 30, 2022
and Prior 12 Month Intervals**



NOTE: Data For Each Year was Calculated Beginning Jun 30, 2022 And Extending Backwards Twelve Months

**Bankruptcy Monthly Case Filings
Western District of Tennessee**

